

The Deming Gem & Mineral Society, Inc.

ROCK CHIPS

VOLUME 55 NUMBER 11

NOVEMBER 2023



President's Message

Hi, Happy Thanksgiving.

Due to the Thanksgiving Holiday, our next General meeting will be November 15th at 1 p.m.

We will be working on Wednesday mornings from 9 a.m. til 12, filling grab bags and making items for the Spinning Wheel.

Mark your calendar for the Club's Holiday Potluck dinner on Saturday, December 2nd at noon.

Meat will be furnished, don't forget to bring a gift for a child to the Holiday Potluck.

Please wrap and mark it for a boy or girl and what age bracket.

The Club will need lots of help setting up and working at the Roundup. Even if you can only help for one or two hours, there will be something for you to do. This is the Club's main source of support and it takes all of us working together to make it a success.

There will be sign up sheets for different Roundup jobs at the Clubhouse.

Also, don't forget our Holiday Craft & Gift Show which will be December 9 & 10th. We will be needing help getting the buildings at the fairgrounds ready for the Show.

The December general meeting will be Wednesday, December 13th at 1 p.m.

Silver smithing classes will start again on Monday, November 13th at 9 a.m.

We need someone to step up and help with refreshments for the November & December general meetings.

Hope to see you there.

Hope everyone has a nice Thanksgiving. *Kaye*

Be sure to attend the next
Roundup meeting
on December 2nd
after the Potluck
We need your help
to make this a great show



Holiday Potluck Dinner

Sat., Dec. 2nd - at Noon

Deming Gem & Mineral Clubhouse

Turkey & Dressing, Ham,
Coffee and Tea

Will be furnished by the Club

Please Bring a dish to share

Sign up at November meeting or
call Marilyn at 575-544-0919

Please bring a wrapped gift for a child
labeled for a girl or boy and age.



Multi-Holiday Craft & Gift Show

Hosted by Deming Gem & Mineral Society

December 9 & 10, 2023

Saturday 10:00 am - 5:00 pm

Sunday 10:00 am - 4:00 pm

SWNM State Fairgrounds

4300 Raymond Reed Blvd in Deming, NM

Shop Notes


The Shop is currently open hours:

Monday, Wednesday, & Friday
from 9 a.m. til Noon

THE SHOP WILL BE CLOSED ON
ALL HOLIDAYS



Sunshine Greetings



If you know of someone
who can use a little sunshine greeting,
please call Pauline Ott at 979-618-3432

DGMS General Meeting - October 25th

The meeting was called to order, by President Kaye Green, at 1:04 pm, followed by the Pledge of Allegiance.

Membership: 194 with 3 new members.

Treasurer Report: All bills paid.

Minutes: Approved

Bulletin: Have items into Carolyn Abbey by the 8th of the month for the newsletter.

Change of By laws. It has been suggested that the physical year be changed back to January thru December, as it was in past years. More discussion needed for 3 months before a vote.

Roundup: The 1st Rockhound Round up meeting will be November 4th at 10 am. The next one Dec. 2nd after PotLuck.

Shop: Al Krause asked to sell buckets from the back sheds for \$50 per bucket. A Motion made & seconded by Marilyn Page and passed. Trim Saw Blades changed, and new ones ordered. If you are unsure how to use the Trim saw or other equipment, please ask to be shown. Children must be 11 yr. old and be tall enough to see the wheels to use the equipment with an adult.

A motion was made and seconded to buy Kaye Green's pop up canopy for \$50. Seconded and passed.

Post Office: A motion was made seconded and passed to change Our P.O. Box from the Post Office to the block of boxes on Raymond Reed Blvd.. Kaye Green went to the Post Office and our mailbox has been changed. So, our new mailing address is 4200 Raymond Reed Blvd., Deming, NM 88030.

A Bank Debit Card: Marilyn Page made a motion, Carolyn Abbey seconded it that we get a Debit Card with a limit of \$500. It was approved and treasurer Maria Costa will set it up. It will be used for items needed for the Club Shop and Website fee.

Silver Shop: Sign up for Nov 13th for a component (leaves etc.) class. Contact Nancy Jimerson.

Craft fair: The dates are December 9 & 10th. Flyers are out and we are receiving feedback from vendors.

Property: Art Gutierrez and Larry Baros are cleaning the club house. Thank you.

Refreshments: Please bring cookies for the November 15th meeting. We will have a Holiday pot luck on December 2nd followed by Roundup meeting. The Ham and Turkey will be supplied by the club.

Field Trips: There will not be any for November or December. Call Judy Murphy 575-544-7453 If you can help with a location or to lead a trip.

A motion to adjourn was made, seconded, passed. The meeting adjourned at 1:36 pm.

Respectfully submitted by
Judy Murphy, Secretary



LIFE'S TRUTHS

According to Children


1. No matter how hard you try, you can't baptize cats, and you can't trust dogs to watch your food.
2. You can't hide a piece of broccoli in a glass of milk.
3. Don't sneeze when someone is cutting your hair.

According to Adults

1. Middle age is when you choose your cereal for the fiber, not the toy.
2. Today's mighty oak is just yesterday's nut that held its ground.
3. Raising teenagers is like nailing Jell-O to a tree.

According to Seniors


1. Forget the health food – you need all the preservatives you can get.
2. You know all the answers, but nobody bothers to ask you the questions.
3. When you fall down, you wonder what else you can do while you're down there.



MASTER TOW

FOR SALE - Used three times - \$1500

Includes all paperwork.
Call Marilyn 575-545-9019





Happy November Birthdays to:

Cheryll Bachman, Jacqueline Barth, Rose Fowers, Kathryn Franco, Bea Gorse, Joe Galaz, Nancy Jimerson, Jim Paddock, Ryan Quinn, Christina Riggs, Keith Rickwartz, Kyle Smith, Pat Schroeder, Kim Spencer, Karen Sprague, Marcia Sutter, and Carol Wolfe

Happy November Anniversaries

*Gordon & Virginia Mast,
Daryl & Donna Johnson,
John & Krystyna Robbins,
Laurie & John Johnson, John & Kaye Green,
Brian & Mary Beringer, Cheryll & Rod Bachman*



Board Meeting — November 1, 2023

The meeting was called to order, by President Kaye Green, at 1 :04 pm followed by the Pledge of Allegiance.

Membership: We had 11 people in attendance. Please renew your dues before the end of December 2023.

Treasurer Report: All Bills paid.

Minutes: Approved

Claims: Jim Brown said that all paperwork is in.

Roundup: The first Roundup meeting will be November 4th at 10 am. Make a list of things to discuss.

Shop: Larry Baros said all the equipment is in good order and oil changes done.

Property: The area cleaned around the club house has been done nicely by Art Guiterrez & Larry Baros.

Bulletin: If you would like to put anything to sell in the Bulletin please have to Carolyn by the 8th of the month. If your Birthday or Anniversary is not in the newsletter, please contact her.

Sunshine: Pauline Ott will be sending out cards as needed, please call her on 979-618-3432. Also to let you know Susan Shiffner is home from the hospital and doing much better.

Library: We still need someone to help log in the books and put cards in. Can you help?

The meeting was adjourned at 1: 40 pm.

Minutes respectfully submitted by Judy Murphy, Secretary

The following is an old article I ran across written by a former DGMS member many moons ago. Thought I'd publish it and if you try it, would you please let me know how it works for you. Thanks, Carolyn

Stabilizing Soft Turquoise by Ed Ashton

Use of Sodium Silicate (Water Glass)

In the September 1993 Lapidary Journal, June Culp Zitner, reported that Rock Rustlers' (Minnesota Mineral Club) had a recipe for hardening chalk soft Turquoise. Thanks both to June and the Rock Rustlers for information that allowed me to add just one more method to stabilizing Turquoise. After several times through the process, I will tell you how I use the process with great success.

STEP 1: Use a quart size wide-mouth canning jar. Soak pieces of soft and chalky turquoise in a solution of Sodium Silicate (Water Glass) and water at a 50-50 strength. The pieces should not be larger than 2" in diameter. Be sure all pieces are covered. Soak the material from one week to ten days.

STEP 2: Dry in the sun for ten days. I place a piece of wax paper on a sunny window sill. It works well.

STEP 3: Use a 2-quart pyrex baking bowl, place a one inch layer of sand in the bowl. Lay a layer of the soaked material on the sand so they don't touch. Add another one inch layer of sand on top of the first layer of material. Repeat until all the material is covered with sand including the last layer.

STEP 4: Cure by baking in the oven starting at 150 degrees Fahrenheit for two hours. Turn the oven up to 225-250 degrees for another hour. Then turn the oven off, do not open the door. Allow to cool slowly over night and you are ready to work the material.

HINTS: The Sodium Silicate can be purchased at your drug store. Get the near quart bottle size. Will cost about \$6 for the quart. Used over and over it will cure a bushel of Turquoise. As long as you pack the material in sand it will not be liable to cracking. You can also bake the material in sand in a coffee can or baking pan.

Note: I am sure the Water Glass will cost a lot more than \$6 today.

KEEP FIT

But beware of the following exercises:

- Jumping to Conclusions
- Running around in Circles
- Climbing the Walls
- Pushing your Luck
- Passing the Buck
- Grasping at Straws
- Wading through Paperwork

Source: The Calgary Lapidary Journal

SHOP HINTS

EDITOR'S NOTE: The source of these tips and hints are other Club bulletins. Be careful when trying out any new idea. They have not all been tried by this Editor.

Use Bondo (same stuff they fill dents in cars with) when the rock is not slabbed flat and you want to attach the uneven end to a piece of 2x4 block.

When tumbling rocks, you can add desert sand to the first grit in the tumbler. Place plain white rice in with the stones for the last polishing. This will do a wonderful job and the rice will keep the stones from chipping.

Switcheroo: Need another idea for your extra slabs? Why not try your hand at making some nice agate or marble switch plates to replace those plastic ones you have now.

Thought for the Day

*Clean out the trunk. . . sweep out the car,
Haul in the rock in cartons and jars,*

*Down in the basement stack them with care,
Five years later they will still be there.*

That done??? Now DGMS member... get some out of your basement, yard, patio, and garage. Slab some up or bring smaller rough if you can't slab. We will need these for silent auction and spinning wheel and small ones for grab bags at the Rockhound Roundup.

Pee on the electric fence
they said...
It will be fun they said...



The Rockhound Creed – Anonymous

The hunters of rock are a silly breed
A hole in the ground is all they need.
Their trailer is usually old as sin,
And the walls let all the outside in.
The roof leaks water; they choke on dust;
But hunting of rocks is a solemn "MUST".
They ride for hours to reach the place
With cramp in the leg, a grin on the face.
They eat bum food and love every bite,
And freeze their ears off every night.
Their eyes burn out in the mid-day glare,
and rock chips live in their fading hair.
They hunt for agates with galloping tread,
And return to the trailer darn near dead
So the undertaker would shout with joy
And send right out for his pick-up boy.
The roads are bumpy, in rain they walk,
But a real rock hunter does not squawk.
Was he not half crazed he'd stay with wife,
And give his children a chance in life.
Instead of cavorting around by heck,
And coming home with a stiffened neck.
They carry their rocks in a G.I. Sack;
A ton or two, at least, on their back.
They stumble back and fall in holes,
With a crick in the neck, and joy in their souls.
When agate appears and wood is there,
They offer up a rockhound's prayer.
I say it's wicked for a man of brains
To risk his life in sand and rains;
To wreck his muscles and damn his soul,
Just to pick at dirt in a six foot hole.
Would I ruin my health and risk my life
And get in bad with my friend's wife;
Just to get in a hole and suffer pain
In sand and wind and driving rain?
Would I spend my money and waste my time,
Neglect my home – no reason or rhyme?
Would I do these things no sane man should,
Brother, you're doggone right, I would!



Submitted by: Marcia Florian, 2005

A fossil collector was proudly showing his friends his flagstone walkway. Imprinted on the flagstones were dinosaur footprints. As he was explaining the significance of fossil footprints, a woman in the group exclaimed: "I'm so amazed they would come so close to the house!" *Source: St. Croix Rockhound's Leaverite News*



THE DEMING GEM & MINERAL SOCIETY, INC.

P.O. BOX 1459, DEMING, N.M. 88031
FOUNDED - JANUARY 1965

DUES ARE DUE & PAYABLE ON DECEMBER 1st EACH YEAR
Membership Dues: \$15.00 per person and \$25.00 per family

THE OFFICIAL SHOW OF THE SOCIETY

Held every year on the second weekend in March
(Thursday through Sunday) at the SW New Mexico
State Fairgrounds in Deming.



OFFICERS

President	Kaye Green	575-545-3906
Vice President	Tom Rodrigues	575-494-3402
Secretary	Judy Murphy	575-544-8522
Treasurer	Maria Costa	603-738-1921
Bulletin Editor	Carolyn Abbey	575-543-8916
Roundup Chair ('24)	Marilyn Page	575-544-9019
1 Yr. Director	Jim Paddock	575-494-8522
2 Yr. Director	Kathy Townsend	575-546-6982
3 Yr. Director	Diane Krause	719-371-4168
Claims	James Brown	575-494-8906

NEXT MEMBERSHIP MEETING

1:00 p.m. - Wednesday, November 15th

BOARD MEETING

1:00 p.m. - Wednesday, December 6th


NEXT ROUNDUP MEETING

Dec. 2nd after Potluck

All meetings are held at the Deming Gem & Mineral Society, Inc. building
4200 Raymond Reed Blvd., Deming, NM
Clubhouse phone: (575) 546-2554
*Visitors are invited and welcome
at membership meetings.*



GIVE THANKS



Change your address, or phone or email address?

Please let us know!


Send the changes to DGMS Membership,
P.O. Box 1459, Deming, NM 88031

"ROCK CHIPS" is the official bulletin of the Society

Email: theDGMS@gmail.com

OFFICIAL WEB SITE www.thedgmsclub.com

THE DEMING GEM and MINERAL SOCIETY, INC. *an incorporated, non-profit organization shall be dedicated to the knowledge, advancement and enjoyment of the earth sciences and associated subjects. The Society's primary purpose is the dissemination and furtherance of knowledge of mineralogy, gem cutting and geology, and to stimulate interest in the development of these studies. It is composed of individuals who have chosen gems and the aforementioned studies as a major interest in their lives.*



SCHEDULE OF EVENTS

NOVEMBER

Saturday, November 4th	Daylight Saving Time ends tonight
Saturday, November 11th	VETERANS DAY
Wednesday, November 15th.	General Meeting 1 p.m.
Thursday, November 23rd	THANKSGIVING DAY

DECEMBER

Saturday, December 2nd	Holiday Pot Luck Dinner Noon
Saturday, December 2nd	Rockhound Roundup meeting after Potluck
Wednesday, December 6th	Board Meeting 1 p.m.
Sat. & Sun., Dec. 9 & 10	Holiday Craft Fair
Wednesday, December 13th .	General Meeting 1 p.m.
Monday December 25th	CHRISTMAS

**All meetings are held at the Clubhouse (4200 Raymond Reed Blvd.)
Unless otherwise noted.**

Visitors and guests are welcome at membership meetings.

**Deming Gem & Mineral Society
Carolyn Abbey, Editor
4200 Raymond Reed Blvd.
Deming, New Mexico 88030**



Honor those who serve our country

