

The Prez says....

Ah, Springtime! It's warmer & dustier here, a great time for Spring Cleaning. Or at least as good a time as any. If you're like me, you clean the garage and find rocks you forgot you had. Call it 'Rockhounding at Home'! Pretty soon it will be really warm and the swamp coolers will be out in full force - kind of like the moths have been this week.



It's not too early to think about the SWNM State fair here in Deming. At the end of September, we'll need Gate Watchers and Booth Watchers and Club members to enter items in the Fair. There are categories for just about everything. So, mark it on your calendar and plan to participate. We will have the exact dates for the next bulletin.

Since you'll be reading this in May, have a great and safe Memorial Day weekend.


Sheila

Field Trip—April 7th

Maurice and Judy Crawford led us to some of the old mines near the Old Hachita town site. We collected various copper ore specimens and found small amounts of turquoise. About 20 to 25 people enjoyed the day rockhounding and exploring the Old Hachita town site and its ruins. Thanks to Maurice and Judy!

Upcoming Field Trips

On Saturday May 19th, Paul Browning will lead the club into the Rough and Ready Hills, west of Radium Springs, to find chalcedony, agate, perlite, calcite crystals, and travertine onyx. Four-wheel drive vehicles are strongly recommended. A hat, sunglasses, sunscreen, plenty of water, and food are also recommended. We will meet at the dirt parking lot in front of the Clubhouse at 8:00 AM, and leave promptly at 8:15 AM. We will then meet up with Paul at the Blue Moon Restaurant in Radium Springs between 9:30 and 9:45 AM.



In June Frank Barber will lead the club into the north side of the Tres Hermanas Mountains, south of Brazil Road to look for calcite, pink onyx, and serpentine. Four-wheel drive vehicles are strongly recommended. A hat, sunglasses, sunscreen, plenty of water, and food are also recommended. Exact date and time to be determined.

Wayne

Summer Shop Hours

The shop will now be open
Monday, Friday and Saturday
from 9 a.m. until noon.



Rockhound State Park Happenings May, 2012

Submitted by Rocky Rockhound

Wind and lots of it. I guess we have all been experiencing the blowing dust and dry eyes. If I had invented eye drops, I could be rich right now.

We had an exceptional turnout for **Desert Alive and the Native Plant Sale**. Even when the wind gusted to 65 miles per hour, people still came and bought almost all of the 700 native plants we had for sale, and no one or no plant went flying through the air. The Desert Alive programs were interesting as well. They were presented by knowledgeable Friends of Rockhound, and Interpretive Rangers from Pancho Villa and Mesilla Valley State Parks. A good time was had by all.

Boy Scouts and Cub Scouts held overnight camping trips at the park last month. School children also came to the park for programs put on by Ranger Art Benavidez and Friends of Rockhound volunteers.

Stars 'n Parks Program will be held here on May 12th from 8:30 to 10:30 PM. Sally Allen will be the presenter. She always shows us something new about the night sky.

Music in the Park begins this month. The first program will feature **Three's Country**. It will be held on May 19th from 6-8PM. Bring your comfortable lawn chairs and enjoy country and rock 'n roll music. The program is free and open to the public.

The Friends of Rockhound monthly meeting will be on May 30th with a general meeting at 10:00 AM, and about 10:15, the guest speaker, Lon Shelton, will present the program, "Astrophotography: a Close up of the Night." That sounds like a fascinating program to me, since I know little about the stars and the night sky.

Rockhound State Park is open year around. The Visitor Center is open from 10:00 to 12:00 noon and from 1:00 to 4:00 PM. Daily. Spring Canyon is open Wednesday through Sunday from 8:00 AM, to 3:30 PM. Our telephone number is (575)546-6182 for any questions about the park.

Deming Gem & Mineral Society, Inc. General Meeting – April 26, 2012

The meeting was called to order at 2:10 p.m. by President Sheila Hoag, who then led the Pledge of Allegiance.

Two of our new members, Kay Victor and Christine Mercado were present. Welcome! There were no guests present.

The minutes were approved as published in the Chips. Motion by Jim Foutch and seconded by Ron Ehrlich.

No Secretary's Report

Treasurer's report is posted on the bulletin board. Susan requested that we not roll our Peppers receipts. Takes extra time to sort through them.

Field Trips: Judy reported that the April 7th trip had been a big success. Old mine and town sites were visited, good weather and no snakes reported. We also dug for very chalky turquoise. A god size specimen was found on the ground by Marilyn Page. Judy said she has directions on how to stabilize this turquoise.

Next field trip will be led by Paul Browning on May 19th to the Rough & Ready Hills area searching for Travertine, geodes and all types of minerals. Meet at clubhouse 8 a.m. and leave at 8:15.

Frank Barber will lead the June trip (more info to come)

Upcoming trips: Silver City Rock club and our club will join up for a trip to Mule Creek for Apache Tears. Also a trip east of Hillsboro looking for apple green spider web agate.

Wayne is setting up a time to have a BLM ranger address our club about the Prehistoric Trackway National Monument.

Wayne is resigning a Roundup Field Trip Leader.

Membership: Elena noted our two new members, and announced that member Tim Padilla had passed away. She also thanked all those who had sent cards to her and Joe.

Elena needs someone to help her out with membership for the summer as she and Joe will be heading to Colorado. Please contact her or Sheila.

Sunshine not present.

Bulletin: Carolyn will be gone May 1st thru mid June. Any news items for May's bulletin should be given to her this weekend. Anything for June can be sent to her email address: deminggrama@yahoo.com. .

Education: Jim Foutch has received many thank you cards for the necklaces he had given the children from Baldwinsville, NY. All cards will be in the learning binder.

Shop: Joe will be leaving in a few days for the summer. He will be sorely missed as he is a wonderful instructor, especially for those people who are just beginning to make cabs. Maurice Crawford will be manning the shop for the summer. New hours: Monday, Friday, and Saturday from 9 a.m. until noon.

The large grinder is being sent out for repairs. It will be back in operation by September.

Librarian: Sandy reminded us there are lots of good books in the library to check out.

Roundup: Maurice announced that we need an assistant chair person by July 1st for the 2013 Roundup. Please give consideration to helping out in this position. Contact him or Judy for more information about the position.

We will once again be tending the gates for the SWNM Fair in September. We will need many, many volunteers. Remember that this saves the club \$2,500 in fees we would have to pay for the Roundup.

New business: Shirley Krasinski brought up the need for our presence in the community with displays in banks and other places. Need people to donate or loan polished rocks, hand made jewelry, etc to be displayed. The cases will be locked so your items will be safe.

Old business: None.

Refreshments: Jackie Meyer and Lyle Megli brought loads of great cookies and a cake. Thanks to both of you.

Door prize: Pam Morgan won a lovely sphalerite crystal rock; the 50/50 was won by Joanne Barrett, and the 'wearing your badge' prize was won by Mary Ann Pulliam.

Jeo Bost moved to adjourn the meeting and was seconded by Ron Ehrlich. So done at 3:30 p.m.

Respectfully submitted by

Pam Morgan, Secretary.

MAR. 2012

SANDERS GEMOLOGY LABS

For A Gemstone As Unique As the Person Wearing It

PAUL M. SANDERS

By Appointment Only

618-942-3448 - 618-559-8943

SandersGemLabs@Gmail.com

Web Site - geminique.com

Sapphires, Rubies, Emeralds

All Color Gemstone Cutting

Herrin, IL 62948

Specializing in Apache Dendritic Rhyolite

Red Roof Rock Shop



Dona Ana & Columbus Hwy.

Bill

Geneva

(575) 546-0348

P.O. Box 1535, Deming, NM 88031

APR. 2012



May Birthdays

Bert Binder, Charlie Christensen, Susan Duester, Jay Gallo-way, Duane Grahek, John Green, Barb Hamilton, Geneva Haworth, Em Hoag, Mike Jen-kins, John Klaber, Art Krasin-ski, Radon Loveland, Bridgette Manackas, Pam Morgan, James Robb, John Shoemaker, Larry Springer, Undine Tindell, and Glenn Tutor

Shop stuff

EDITOR'S NOTE: *The source of these tips and hints are other club bulletins. Be careful when trying out any new idea. They have not all been tried by this editor.*

Field Trip Tips – Baking Soda

Here are some reasons you will be glad you took a box of natural baking soda along on your field trip.

1. Insect bites, minor burns, and poison oak. Add water and make a paste and apply to affected area.
2. Sunburn, windburn, and prickly heat. Add ¼ cup to a basin of water and bathe or apply with a sponge.
3. Acid indigestion. Add ¼ teaspoon to ½ glass of water and drink slowly.
4. Tired feet. Add 3 tablespoons to a basin of warm water and soak your toes.
5. Tooth cleanser and breathe freshener. Use as needed on damp toothbrush.
6. Hand and fingernail cleaner. Rub dry powder onto moistened hands.
7. Fire extinguisher. For a grease fire, open and throw the contents of a box at the base of the flames.
8. Freshening coolers, travel mugs, and thermos jugs. Add 2 teaspoons and partially fill with water. Shake and rinse.
9. Deodorant. Sprinkle some inside your boots or hiking shoes.
10. Safe, natural cleanser for camp dishes and pans. Add 3 tablespoons to a pan of warm water and soak.
11. Cleaning a dirty spattered windshield, chrome, and camper frames. Rub with a damp sponge sprinkled with baking soda.
12. Refreshing RV water tanks. Flush with a solution of ¼ cup of soda in 1 gallon of water. Rinse with clear water.

Source: Rock Talks—4/12

May Anniversaries

Steven & Pat Turner, Michael & Meme Jenkins, Rod & Sharon Flemmons, and Dick & Dee Schlueter



Sunshine Greetings

A get well card was sent to Lloyd Page and Flo Lovell. A card of Sympathy was sent to the family of Tim Padilla.

If you know someone who can use a little sunshine greeting, please call Barbara at 544-8643

Interesting Arizona Facts

A geologic formation in Canyon de Chelly is named for the Navajo belief in Spider Grandmother. The taller of the twin spires is over 800 feet high and is named Spider Rock.

Rainbow Bridge is a National Monument located near Lake Powell, and is the largest known natural bridge.

The name of the natural bridge near Payson, Arizona is called Tonto Bridge.

Kartchner Caverns is the natural cave located near Benson, Arizona, which was discovered in the 1970's, and became a State Park in 1988.

The name of the 4 deserts in Arizona are Sonoran, Chihuahuan, Mohave, & Great Basin.

There are 23 reservations in Arizona, and you had better not collect rocks or relics on them.

The Gila river runs through Arizona from New Mexico to Yuma. The State Emblem is Turquoise, which is composed of aluminum & copper.

The State Fossil, Petrified Wood, was originally flora.

The Arizona State Flower is the Saguaro Blossom.

The Arizona State Tree is the Palo Verde.

The Arizona State Bird is the Cactus Wren.

Source: Rock Talks—4/12

Refreshments

May refreshments will be provided by Jackie Mayer and ???



Our tummies

Thank You



Please save your Peppers receipts for our Club.

Peppers will pay us 1% of the total receipts turned in. This is a Community Project that they sponsor for non-profit organizations and another easy fund raiser for our DGMS.

Our Treasurer will collect them at the meetings and then turn them in to Peppers.

Welcome New Club Member

Kay Victor—Deming, NM

THE DEMING GEM & MINERAL SOCIETY, INC.

P.O. BOX 1459, DEMING, N.M. 88031

FOUNDED - JANUARY 1965

DUES ARE DUE & PAYABLE ON DECEMBER 1st EACH YEAR

Membership Dues: \$10.00 per person for Adult Members

Junior Memberships: \$2.00 per person (up to 18 years of age)

All meetings are held at the Deming Gem & Mineral Society, Inc. building

4200 Raymond Reed Blvd., Deming, NM -- Clubhouse phone: 575- 546-2554

BOARD MEETINGS

2:00 p.m.

1st Wednesday each month

MEMBERSHIP MEETINGS

2:00 p.m.

4th Thursday of each month

2013

Roundup Meetings

As Needed

Visitors are invited and welcome at membership meetings.

OFFICERS

President	Sheila Hoag	544-8841
Vice President	Marilyn Page	544-9019
Secretary	Pam Morgan	218-220-8452
Treasurer.....	Susan Schiffner	546-4591
Bulletin Editor	Carolyn Abbey	543-8916
Roundup Chair (*13) ...	Maurice Crawford	546-0056
Asst. Roundup Chair ...	To be filled by July 1st	
Field Trips	Wayne Treers	575-528-8696
Historian.....	Zillah Karstetter .	575-694-0456
1 Yr. Director	Ron Ehrlich	544-0028
2 Yr. Director	Kevin Coleman.....	546-4078
Past President	Frank Barber.....	546-0212

CHAIRPERSONS

Claims	
Custodian	Members sign up for one month	
Librarian.....	Sandy Barber.....	546-0212
Membership	Elena Bost	546-9003
Parliamentarian	
Photographer	All Club Members	
Social Chairperson.	Monika Anderson.....	544-4655
Refreshments.....	All Club members	
Reporters.....	All Club Members	
Shop	Joe Morone	937-206-2111
Sunshine.....	Barbara Hamilton.....	544-8643
Webmistress	Sheila Hoag	544-8841

ROCKHOUND ROUNDUP

March 7 - 10, 2013



The **ROCK CHIPS**

is the official bulletin of the Society

The Society presents the Annual Gem & Mineral exhibition at the SWNM Fair toward the end of September. It is an official society function.

Email: the DGMS@gmail.com

OFFICIAL WEB SITE

www.dgms.bravehost.com



Rockhound Roundup . . . OFFICIAL SHOW OF THE SOCIETY

Held every year on the second weekend (Thursday through Sunday) in March at the SWNM State Fairgrounds.

THE DEMING GEM and MINERAL SOCIETY, INC. *an incorporated, non-profit organization shall be dedicated to the knowledge, advancement and enjoyment of the earth sciences and associated subjects. The Society's primary purpose is the dissemination and furtherance of knowledge of mineralogy, gem cutting and geology, and to stimulate interest in the development of these studies. It is composed of individuals who have chosen gems and the aforementioned studies as a major interest in their lives.*

Deming Gem & Mineral Society, Inc.
May Board Meeting Minutes – May 2 2012

The Minutes will be published in the June Rock Chips Bulletin

More Shop stuff

An aluminum pencil can be used to determine the hardness of stone. The pencil leaves fainter marks on harder stones. A stone harder than 7 will not allow itself to be marked.

Cabs always fall off the Dop. Well a couple of possible reasons, first, if you are using old dop wax, or wax that has been heated many times, you may have to recharge it to get its tackiness back. Do this by melting some real beeswax in with the dop wax. Second, if you left the dopped cabs in the shop overnight, and the temperature dropped, that is just like putting them in the freezer to detach them. You will have to redo the cab, or bring the dopped cabs inside so they stay warm.

Montana Agate: The plumes and patterns form along seams, so cut perpendicular or parallel to lines to get the best picture.

Tumbling Tip: If you have a rotary tumbler with a plastic drive belt, disconnect the belt when not in use. This prolongs the life of the belt.

Crinoids - were flower-like animals that lived in the prehistoric seas. They were scavengers with voracious appetites. They not only ate the bodies of dead organisms, but they attacked and ate their associates. They lived in immense "gardens" and geologists believe that this appetite is the reason why most crinoidal limestones are practically devoid of any other fossils.

For an inexpensive tumbler agent try dehydrated (instant) mashed potatoes. Works well to keep stones from fracturing when they bang onto each other.

Try cutting rubber inner tube into small squares and mix them into the polishing phase. The pieces of rubber stick to the sides of the tumbling barrel and keep those lazy stones rolling.

Source of the above tips: Leaverite News - January, 2012

Growing Borax Crystals

Make the shape you want the crystal to be out of pipe cleaners (for example make a pipe cleaner star using a cookie cutter as a guide). Using craft wire, make a hanger on the pipe cleaner shape.

Get a wide mouth jar and lay a pencil or stick across the opening. Hang the pipe cleaner shape inside the jar suspended from the pencil. Fit and adjust it so that it is not touching the sides or bottom of the jar. Remember the crystal is going to form on the pipe cleaner so the shape should be slightly smaller than the mouth of the jar or you won't be able to remove it.

Take the pipe cleaner shape out of the jar and set it aside. Fill the jar with boiling water. Add 3 tablespoons of Borax for each cup of water in the jar. (20 Mule Team Borax can be found in stores in the laundry detergent section) Stir the solution until the borax is dissolved. Place the pipe cleaner shape back in the jar, again making sure it does not touch the sides or bottom and that the shape is completely submerged in the liquid.

You will see crystals begin to grow as the water reaches room temperature; it could be a couple hours before you see anything happen. **Allow to sit undisturbed for 12 hours.** Remove crystal from solution and allow to dry. When people think of Borax they usually think that it is a chemical cleaning agent. Borax is actually a naturally occurring crystal that is found in desert regions. Borax is nontoxic, but you shouldn't eat it or get it in your eyes anyway. Be sure to read all warnings on the Borax box.

Hints:

- 1) Adding food coloring will slightly tint the crystal.
- 2) Try using different colored pipe cleaners, the color will show through.
- 3) Crystals will form on the inside of the container you can chip it out, dry it and use it as decorative snow. It can also be re-used to make more crystals (it just takes a little longer to dissolve in the boiling water).
- 4) You can use a plastic container but be sure it is strong enough to hold boiling water without melting!

Source: Gems of the Rogue—Feb. 2012


NOV. 2011



STAGECOACH
RV RANCH

Office **575-543-5119** Emergency **575-388-7949**
545 O'Kelley Rd. SE • Deming, NM 88030

MARCH 2012



J. Felipe Salazar D.D.S.
 DGMS Club Member

FAMILY DENTISTRY

PLAZA VICTOR SUITE #1 US: (575) 313-1081
 REVOLUCION AVE. PALOMAS, MEXICO
TURN RIGHT IMMEDIATELY AFTER CROSSING BORDER

SCHEDULE OF EVENTS


MAY

Sunday, May 13th Mothers Day
Thursday, May 24th General Meeting 2 p.m.
Monday, May 28th Memorial Day Observed

JUNE

Wednesday, June 6th Board Meeting 2 p.m.
Thursday, June 14th Flag Day *Fly it With Pride*
Sunday, June 17th Fathers Day
Thursday, June 28th General Meeting 2 p.m.

Flag facts — Did You Know?




June 14, 1777: The Continental Congress adopted the Stars and Stripes as the official flag of the United States of America.

Flag Day: In August 1949, President Harry S. Truman proclaimed June 14 as Flag Day, a day for flying the flag at Government buildings, our homes and businesses.

National Flag Week: The week in which June 14 occurs is National Flag Week. The President is authorized and requested to issue a proclamation annually designating National Flag Week. All citizens are called upon to display the flag of the United States of America on those days.

Deming Gem & Mineral Society

Carolyn Abbey, Editor
P.O. Box 1459
Deming, New Mexico 88031



Observe Memorial Day on May 28th